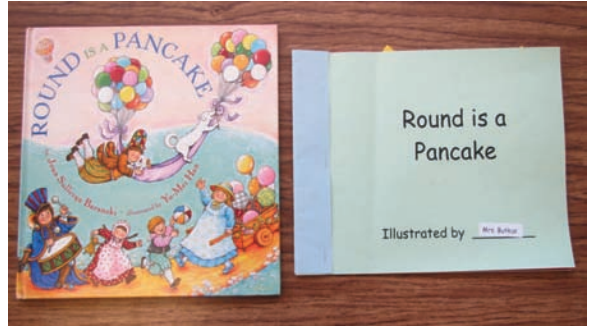


# Directions for the Class Book

## A Pancake is a Circle

Based on the book Round Is a Pancake  
by Joan Sullivan Baranski

**Note:** Children are each given a book that is already xeroxed with words, and is collated and stapled together. Each day they do one or two pages by cutting the corners off of squares to make circles of different colors.



**Page 1 Text:** A pancake is a circle.

**Picture:** pancake

**Children each need:** 1 4x4 light brown square

Children glue down brown pancake, scribble on some syrup with a brown crayon. For butter, they draw a

black square and color it in yellow, or give them a 1x1 inch yellow square to glue down.

**Page 2 Text:** And so is a plum.

**Picture:** plum

**Children each need:** 1 4x4 purple square

Children glue down plum, draw a brown stem and a green leaf, and add some light black curved lines on the plum to make it look round and give it some texture.

**Page 3 Text:** A donut is a circle.

**Picture:** donut

**Children each need:** 1 4x4 manilla square (have volunteers cut a circle out of the middle of each square before the kids start.)

Children glue down donut, and draw some colored dots for sprinkles.

**Page 4 Text:** And so is a drum.

**Picture:** drum

**Children each need:** 1 6x4 gray rectangle

Children glue down drum, and draw two horizontal lines on the top and bottom of it. Then they draw a W in the middle of the two lines to make it look like a drum. After that they draw two brown drumsticks on each side of the drum.

**Page 5 Text:** A circle is a puppy curled up on a rug.

**Picture:** puppy on rug

**Children each need:** 1 head - 2x2 brown and 1 body - 4x4 brown

Children cut off corners and glue down dog. They draw the dog features, including the

legs and tail. Then they draw concentric circles with different colors around the puppy for a rug.

**Page 6 Text:** And so are the spots on a wee lady bug.

**Picture:** ladybug

**Children each need:** 1 3 1/2 x 5 red rectangle

Children glue down the bug, and draw a T on it lengthwise to form the wings and head.

Add eyes, antennae, spots, and 6 legs.

**Page 7 Text:** Look all around...

on the ground, in the air...

**Picture:** two balloons

**Children each need:** two 3x3 squares of any color

Children cut off the corners and save one corner of each color. They glue down the circles for the balloons, and then use the spare corners for the tied ends of the balloons.

Then they draw black lines for the strings.


**Page 8 Text:** You will find circles everywhere!

**Picture:** sun


**Children each need:** 1 4x4 yellow for sun, and 8 3 x 1/2 pieces for sun rays.

Children cut off corners and glue down the sun, trying not to cover up the words on the page.

*(Note: The text of this book has been changed to avoid copyright infringement.)*



This is a picture of my book, but with the original words on it. The words that you are getting in this packet has slightly different words to protect the copyright of the original author.



A Pancake

Is a Circle

Illustrated by:



A pancake is a circle,

And so is a plum.

A donut is a circle,

And so is a drum!



A circle is a puppy curled up on a rug,

And so are the spots on a wee ladybug!

Look all around, on the ground, in the air...

You will find circles everywhere!